

## MONTHLY REPORT

June 2018

	Jun-18	May-18	Percent Change	Jun-17	Percent Change
<b>PASSENGERS</b>					
Adult	54,756	20,314	169.5%	26,372	107.6%
Senior	2,338	2,246	4.1%	1,855	26.0%
Disabled	848	920	-7.8%	964	-12.0%
Wheelchair	383	436	-12.2%	431	-11.1%
Child	11,004	3,626	203.5%	6,595	66.9%
Child under 5	567	465	21.9%	577	-1.7%
<b>Total Passengers</b>	69,896	28,007	149.6%	36,794	90.0%
<b>FARES</b>	\$119,549.24	\$37,459.60	219.1%	\$43,496.99	174.8%
<b>SERVICE MILES</b>	80,433	65,483	22.8%	61,059	31.7%
<b>SERVICE HOURS</b>	4,951	3,710	33.4%	3,596	37.7%
<b>Passengers per Hour</b>	14.12	7.55	87.0%	10.23	38.0%

## RIDERSHIP COMPARISON

REPORT MONTH - THIS YEAR/LAST YEAR					FISCAL YEAR TO DATE				
Route	Jun-18	Jun-17	Variance	% Change	Route	FY 17/18	FY 16/17	Variance	% Change
Mammoth Express	409	533	-124	-23.3%	Mammoth Express	4,498	5,560	-1,062	-19.1%
Lone Pine to Bishop	610	406	204	50.2%	Lone Pine to Bishop	3,571	4,058	-487	-12.0%
Lone Pine DAR	366	330	36	10.9%	Lone Pine DAR	4,317	3,871	446	11.5%
Tecopa	6	8	-2	-25.0%	Tecopa	113	70	43	61.4%
Walker DAR	147	200	-53	-26.5%	Walker DAR	2,130	2,322	-192	-8.3%
Bridgeport to G'Ville	28	49	-21	-42.9%	Bridgeport to G'Ville	501	454	47	10.4%
Benton to Bishop	39	15	24	160.0%	Benton to Bishop	362	246	116	47.2%
Bishop DAR	3,924	3,696	228	6.2%	Bishop DAR	43,992	41,731	2,261	5.4%
Nite Rider	393	346	47	13.6%	Nite Rider	4,415	4,123	292	7.1%
Mammoth FR	37,758	29,434	8,324	28.3%	Mammoth FR	371,255	385,635	-14,380	-3.7%
Mammoth DAR	249	308	-59	-19.2%	Mammoth DAR	3,745	4,068	-323	-7.9%
Reno	877	681	196	28.8%	Reno	7,950	6,601	1,349	20.4%
Lancaster	773	505	268	53.1%	Lancaster	5,730	4,886	844	17.3%
<b>TOTALS</b>	<b>69,896</b>	<b>36,794</b>	<b>33,102</b>	<b>90.0%</b>	<b>TOTALS:</b>	<b>1,063,945</b>	<b>1,194,385</b>	<b>-130,440</b>	<b>-10.9%</b>

## PASSENGERS PER SERVICE HOUR

REPORT MONTH - THIS YEAR/LAST YEAR				PAX MILES/ SVC HOUR	FISCAL YEAR TO DATE				PAX MILES/ SVC HOUR		
Route	Jun-18	Jun-17	% Change		Route	FY 17/18	FY 16/17	% Change			
Mammoth Express	5.34	4.57	16.8%		Mammoth Express	4.48	3.79	18.2%			
Lone Pine to Bishop	5.68	3.02	87.8%		Lone Pine to Bishop	2.84	2.73	4.1%			
Lone Pine DAR	2.49	2.14	16.2%		Lone Pine DAR	2.45	2.19	11.8%			
Tecopa	0.42	1.00	N/A		Tecopa	0.75	0.86	-13.0%			
Walker DAR	0.95	1.57	-39.5%		Walker (total)	1.16	1.53	-24.4%			
Bridgeport to G'Ville	1.09	1.79	-39.3%		Bridgeport to G'Ville	1.54	1.41	8.6%			
Benton to Bishop	2.07	1.20	73.1%		Benton to Bishop	2.12	1.65	28.2%			
Bishop DAR	4.19	3.87	8.5%		Bishop DAR	4.02	3.88	3.5%			
Nite Rider	5.10	5.13	-0.4%		Nite Rider	5.21	5.03	3.7%			
Mammoth FR	21.02	20.46	2.8%		Mammoth FR	22.26	25.14	-11.5%			
Mammoth DAR	1.45	1.83	-20.7%		Mammoth DAR	1.70	1.95	-12.7%			
Reno	3.09	2.85	8.4%		326.81	Reno	2.40	2.44		-1.5%	243.45
Lancaster	3.45	3.61	-4.4%		291.71	Lancaster	2.22	2.95		-24.7%	217.62
<b>Total</b>	<b>14.12</b>	<b>10.23</b>	<b>38.0%</b>			<b>Total</b>	<b>18.48</b>	<b>21.48</b>		<b>-14.0%</b>	

Route	Fares	Adults	Snr	Dis	W/C	Child	Free	Total Pax	Yd Hrs	Svc Hours	Yd Mi	SVC MILES	AVG FARE	REV/SVC MILE	PAX / SVC HR	MI / SVC HR	PAX / SVC MI
Jun-18																	
Mammoth Express	\$2,250.00	324	48	15	0	10	12	409	90	77	3,611	3,534	5.50	.64	5.34	47.1	0.12
Lone Pine to Bishop	\$3,548.75	437	105	33	17	13	5	610	129	107	4,954	4,688	5.82	.76	5.68	46.1	0.13
Lone Pine DAR	\$921.60	33	222	72	19	20	0	366	154	147	1,515	1,509	2.52	.61	2.49	10.3	0.24
Tecopa	\$31.00	2	4	0	0	0	0	6	14	14	430	430	5.17	.07	.42	30.0	0.01
Walker DAR	\$428.40	5	18	124	0	0	0	147	166	155	1,070	844	2.91	.51	.95	6.9	0.17
Bridgeport to G'Ville	\$196.00	0	28	0	0	0	0	28	32	26	909	593	7.00	.33	1.09	35.3	0.05
Benton to Bishop	\$201.50	2	20	15	0	0	2	39	36	19	1,454	717	5.17	.28	2.07	77.1	0.05
Specials	\$715.99	1128	0	8	0	141	0	1277	79	69	968	685	N/A	N/A	18.64	14.1	1.86
Bishop DAR	\$8,866.00	1,420	1,551	441	314	17	181	3,924	1,011	936	10,659	9,767	2.26	.91	4.19	11.4	0.40
Nite Rider	\$1,554.60	285	39	30	23	7	9	393	81	77	1,181	1,181	3.96	1.32	5.10	15.3	0.33
Mammoth FR	\$0.00	31,668	0	17	0	6,073	0	37,758	1,862	1,796	23,116	22,169	N/A	N/A	21.02	12.9	1.70
Mammoth DAR	\$468.40	123	17	13	1	8	87	249	172	172	616	540	1.88	.87	1.45	3.6	0.46
Reno	\$20,135.00	666	145	41	9	15	1	877	315	284	12,445	11,777	22.96	1.71	3.09	43.8	0.07
Lancaster	\$10,441.00	592	117	39	0	15	10	773	253	224	11,068	10,489	13.51	1.00	3.45	49.4	0.07
Reds Meadow	\$69,134.00	17,989	0	0	0	4,605	260	22,854	857	783	10,740	9,650	3.03	7.16	29.21	13.7	2.37
June Lake Shuttle	\$12.00	4	0	0	0	0	0	4	9	9	142	138	3.00	.09	.44	15.8	0.03
Bishop Creek	\$645.00	78	24	0	0	80	0	182	66	58	1,725	1,722	3.54	.37	3.14	29.8	0.11
Total	\$119,549.24	54,756	2,338	848	383	11,004	567	69,896	5,326	4,951	86,603	80,433	1.71	1.49	14.12	17.5	0.87
Jun-17																	
Mammoth Express	\$3,031.00	412	62	6	6	24	23	533	147	117	5,020	4,874	5.69	.62	4.57	43.0	0.11
Lone Pine to Bishop	\$2,223.24	291	71	27	7	2	8	406	165	134	6,453	5,759	5.48	.39	3.02	48.1	0.07
Lone Pine DAR	\$823.00	22	204	55	26	23	0	330	161	154	1,612	1,606	2.49	.51	2.14	10.5	0.21
Tecopa	\$40.00	0	8	0	0	0	0	8	11	8	328	164	5.00	.24	1.00	41.0	0.05
Walker DAR	\$608.10	7	45	141	0	7	0	200	136	128	1,263	1,090	3.04	.56	1.57	9.9	0.18
Bridgeport to G'Ville	\$356.50	7	42	0	0	0	0	49	32	27	873	593	7.28	.60	1.79	31.9	0.08
Benton to Bishop	\$79.50	3	11	0	0	1	0	15	24	13	1,154	598	5.30	.13	1.20	92.0	0.03
Specials	\$0.00	250	0	4	0	29	0	283	14	7	325	233	N/A	N/A	N/A	N/A	N/A
Bishop DAR	\$7,753.45	1,050	1,210	540	357	47	492	3,696	1,045	956	11,103	10,075	2.10	.77	3.87	11.6	0.37
Nite Rider	\$1,357.00	237	18	52	29	0	10	346	71	68	1,095	1,084	3.92	1.25	5.13	16.2	0.32
Mammoth FR	\$0.00	22,992	0	0	0	6,442	0	29,434	1,491	1,439	18,642	17,932	N/A	N/A	20.46	13.0	1.64
Mammoth DAR	\$782.20	172	18	85	0	2	31	308	169	168	470	412	2.54	1.90	1.83	2.8	0.75
Reno	\$18,127.50	554	90	23	4	8	2	681	264	239	10,584	10,056	26.62	1.80	2.85	44.3	0.07
Lancaster	\$8,315.50	375	76	31	2	10	11	505	157	140	6,724	6,583	16.47	1.26	3.61	48.1	0.08
Reds Meadow	\$0.00	0	0	0	0	0	0	0	0	0	0	0					
June Lake Shuttle	\$0.00	0	0	0	0	0	0	0	0	0	0	0					
Bishop Creek	\$310.00	38	2	0	0	46	0	86	61	56	1,629	1,529	3.60	.20	1.54	29.2	0.06
Total	\$43,496.99	26,372	1,855	964	431	6,595	577	36,794	3,888	3,596	65,646	61,059	1.18	.71	10.23	18.3	0.60

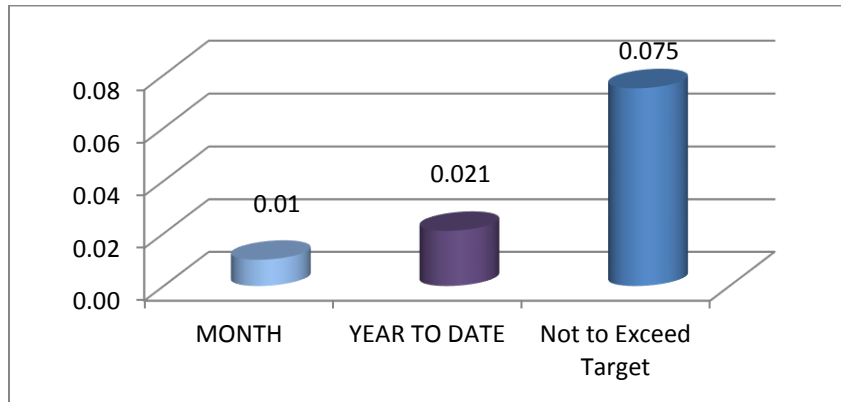
VARIANCE BY ROUTE (RAW NUMBERS) – June 2018 to June 2017																	
ROUTES	FARES	ADULTS	SNR	DIS	W/C	CHILD	FREE	TOTAL PAX	YD HOURS	SVC HOURS	YD MILES	SVC MILES	AVG FARE	REV/SVC MILE	PAX / SVC HR	MI / SVC HR	PAX / SVC MI
Mammoth Express	-\$781.00	-88	-14	9	-6	-14	-11	-124	-58	-40	-1409	-1340	-0.19	0.01	0.77	4.09	0.01
Lone Pine to Bishop	\$1,325.51	146	34	6	10	11	-3	204	-36	-27	-1499	-1071	0.34	0.37	2.66	-1.94	0.06
Lone Pine DAR	\$98.60	11	18	17	-7	-3	0	36	-7	-7	-97	-97	0.02	0.10	0.35	-0.16	0.04
Tecopa	-\$9.00	2	-4	0	0	0	0	-2	3	6	102	266	0.17	-0.17	-0.58	-11.00	-0.03
Walker DAR	-\$179.70	-2	-27	-17	0	-7	0	-53	29	27	-193	-246	-0.13	-0.05	-0.62	-3.00	-0.01
Bridgeport to G'Ville	-\$160.50	-7	-14	0	0	0	0	-21	-1	-2	36	0	-0.28	-0.27	-0.71	3.36	-0.04
Benton to Bishop	\$122.00	-1	9	15	0	-1	2	24	13	6	300	119	-0.13	0.15	0.87	-14.82	0.03
Bishop DAR	\$1,112.55	370	341	-99	-43	-30	-311	228	-34	-20	-444	-308	0.16	0.14	0.33	-0.22	0.03
Nite Rider	\$197.60	48	21	-22	-6	7	-1	47	10	10	86	97	0.03	0.06	-0.02	-0.88	0.01
Mammoth FR	\$0.00	8676	0	17	0	-369	0	8324	371	357	4474	4237	N/A	N/A	0.57	-0.09	0.06
Mammoth DAR	-\$313.80	-49	-1	-72	1	6	56	-59	3	3	146	128	-0.66	-1.03	-0.38	0.80	-0.29
Reno	\$2,007.50	112	55	18	5	7	-1	196	51	45	1861	1721	-3.66	-0.09	0.24	-0.47	0.01
Lancaster	\$2,125.50	217	41	8	-2	5	-1	268	96	84	4344	3906	-2.96	-0.27	-0.16	1.33	0.00
Reds Meadow	#####	17989	0	0	0	4605	260	22854	857	783	10740	9650					
June Lake Shuttle	\$12.00	4	0	0	0	0	0	4	9	9	142	138					
VARIANCE BY ROUTE (PERCENTAGE) – June 2018 to June 2017																	
Route	Fares	Adults	Snr	Dis	W/C	Child	Free	Total Pax	Yd Hrs	Total Svc Hours	Yd Mi	TOT SVC MILES	AVG FARE	REV/SVC MILE	PAX / SVC HR	MI / SVC HR	PAX / SVC MI
Mammoth Express	-26%	-21%	-23%	150%	100%	-58%	-48%	-23%	-39%	-34%	-28%	-27%	-3%	2%	17%	10%	6%
Lone Pine to Bishop	60%	50%	48%	22%	143%	550%	-38%	50%	-22%	-20%	-23%	-19%	6%	96%	88%	-4%	85%
Lone Pine DAR	12%	50%	9%	31%	-27%	-13%		11%	-4%	-5%	-6%	-6%	1%	19%	16%	-2%	18%
Tecopa	-23%		-50%					-25%	30%	79%	31%	162%	3%	-70%	-58%	-27%	-71%
Walker DAR	-30%	-29%	-60%	-12%		-100%		-27%	22%	21%	-15%	-23%	-4%	-9%	-40%	-30%	-5%
Bridgeport to G'Ville	-45%	-100%	-33%					-43%	-2%	-6%	4%	0%	-4%	-45%	-39%	11%	-43%
Benton to Bishop	153%	-33%	82%			-100%		160%	53%	50%	26%	20%	-3%	111%	73%	-16%	117%
Bishop DAR	14.3%	35.2%	28.2%	18.3%	12.0%	63.8%	63.2%	6.2%	-3.3%	-2.1%	-4.0%	-3.1%	7.7%	18.0%	8.5%	-1.9%	9.5%
Nite Rider	15%	20%	117%	-42%	-21%		-10%	14%	14%	14%	8%	9%	1%	5%	0%	-5%	4%
Mammoth FR		38%				-6%		28%	25%	25%	24%	24%	N/A	N/A	3%	-1%	4%
Mammoth DAR	-40%	-28%	-6%	-85%		300%	181%	-19%	2%	2%	31%	31%	-26%	-54%	-21%	29%	-38%
Reno	11%	20%	61%	78%	125%	88%	-50%	29%	19%	19%	18%	17%	-14%	-5%	8%	-1%	10%
Lancaster	26%	58%	54%	26%	100%	50%	-9%	53%	61%	60%	65%	59%	-18%	-21%	-4%	3%	-4%
Reds Meadow																	
June Lake Shuttle																	

## Comments

There was one comments received for the month of June 2018.

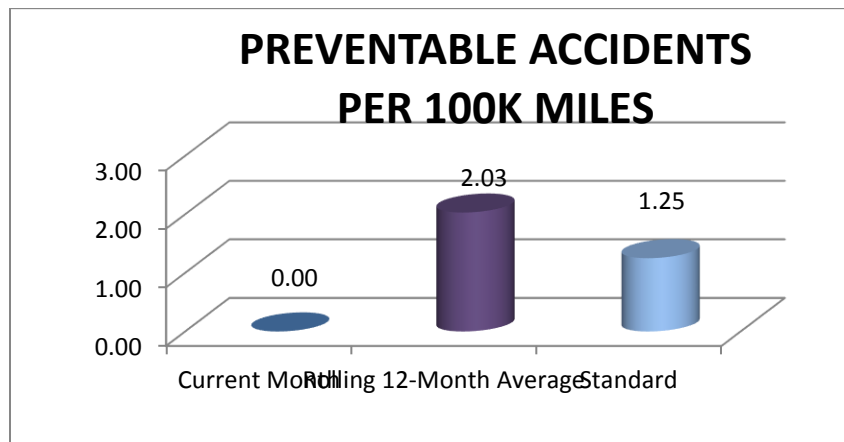
- 6/20/18: Had 2 customers contact Bishop office about delayed pick up times of Reno Route. One was Mammoth, the other Big Pine.

### COMPLAINTS PER 1,000 PASSENGERS



## Accident/Incidents

There were no preventable accidents in June 2018.

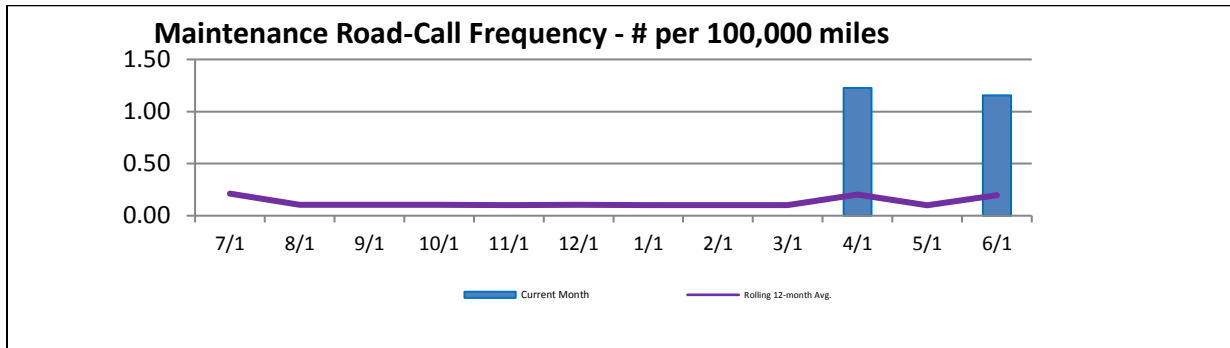


## Missed Runs

There were no missed runs in June 2018.

## Road Call Frequency

There was one Road Call during the month of June 2018. The rolling 12-month road call frequency is 0.20 per 100,000 miles traveled.



## Bishop Area Dial-A-Ride Wait Times

Wait times for the Bishop Area Dial-A-Ride (Mon. through Fri., 7:00 a.m. – 6:00 p.m.)

### JUNE 2018

	PERCENT	GOAL
<b>IMMEDIATE RESPONSE TRIPS</b>		
Total Trips:	2,108	71.6%
Average Wait Time (min.):	15	< 20 Minutes
Trips > 30 Minute Wait:	181	8.6%
<b>ADVANCE RESERVATION TRIPS</b>		
Total Trips:	838	28.4%
On Time Trips (± 10 min.)	658	78.5%
<b>TOTAL SCHEDULED TRIPS</b>		
No-Shows Including Checkpoints	292	9.9%
No-Shows Excluding Checkpoints	207	7.0%
Cancellations	70	2.4%